

ess.tee.tisch t-6500

Jürg Bally, 1951; Daniel Hunziker 2014

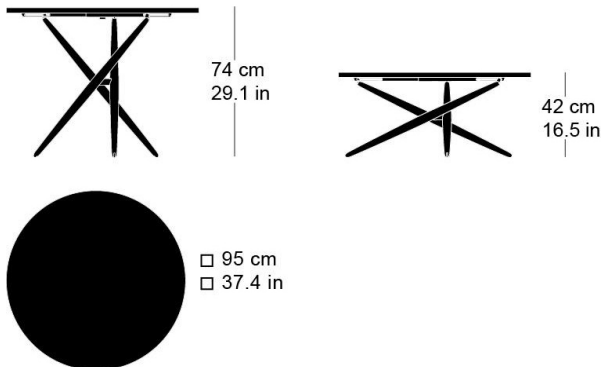
Tischblatt in Linoleum mit Massivholzkante, Durchmesser 95cm, Untergestell in Massivholz höhenverstellbar 42-74cm, zentrale Fussverbindung in Gusseisen anthrazitfarben, Verstellmechanik CNS

Jürg Bally, 1951; Daniel Hunziker 2014

Plateau en finition linoléum avec bordure en bois massif, diamètre 95cm. Piétement en bois massif, réglable en hauteur de 42 – 74cm. Assemblage des pieds, fonte en acier anthracite, mécanisme de réglage en INOX

Jürg Bally, 1951; Daniel Hunziker 2014

Table top covered with linoleum and solid wood edge, diameter 95cm, frame in solid wood adjustable 42-74cm. Central foot connection in cast iron, anthracite, adjustment mechanism of stainless steel

Technische Angaben / specifications / specifications**Masse / mesure / measure****Gewicht / ponds / weight**

5.5 kg 11.0 lb

ess.tee.tisch t-6500

Holzarten / types de bois / types of wood

Belag / revêtement / surface



black walnut 4023	4023
SchwarznuSS 4023	4023
Noyer noir 4023	4023



black walnut 4166	4166
SchwarznuSS 4166	4166
Noyer noir 4166	4166




Black walnut 4154	4154
SchwarznuSS 4154	4154
Noyer noir 4154	4154




Black walnut 4172	4172
SchwarznuSS 4172	4172
Noyer noir 4172	4172




Black walnut 4176	4176
SchwarznuSS 4176	4176
Noyer noir 4176	4176



Black walnut 4178	4178
SchwarznuSS 4178	4178
Noyer noir 4178	4178



Black walnut 4179	4179
SchwarznuSS 4179	4179
Noyer noir 4179	4179



Black walnut 4184	4184
SchwarznuSS 4184	4184
Noyer noir 4184	4184