

einpunktstuhl 7-050

Hans Bellmann, 1951

Sitzschale Formsperrholz, Metallgestell und zentraler Verbindungspunkt schwarz matt oder verchromt
B43, T53, H83, SH46

Hans Bellmann, 1951

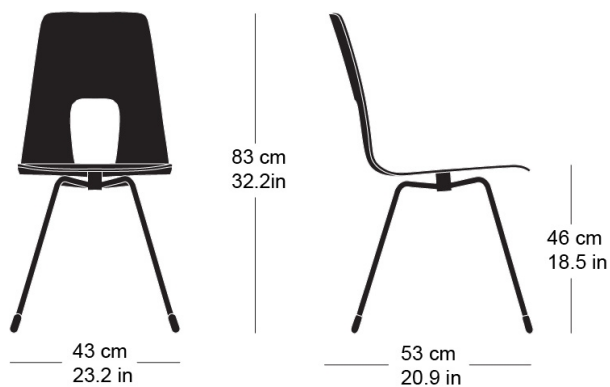
Coque d'assise en contreplaqué moulé, châssis métallique et point de jonction en noir mat ou chromé
L43, P53, H83, HAss46

Hans Bellmann, 1951

Moulded plywood seat shell, black matte or chrome-plated metal frame and central attachment point
W43, D53, H83, SH46

Technische Angaben / specifications / specifications

Masse / mesure / measure



Gewicht / ponds / weight

3.8 kg 7.6 lb

einpunktstuhl 7-050

Holzarten / types de bois / types of wood




Natural beech HG 520
Buche natur HG 520
Hêtre naturel HG 520



Anthracite beech HG 200
Buche anthrazit HG 200
Hêtre anthracite HG 200




White beech HG 330
Buche weiss HG 330
Hêtre blanc HG 330




Natural black walnut HG 560
Schwarznuss natur HG 560
Noyer noir naturel HG 560




Ebony beech HG 100
Buche Ebony HG 100
Hêtre teinté ebony HG 100




Light grey beech HG 340
Buche hellgrau HG 340
Hêtre clair gris HG 340




Wenge beech HG 110
Buche Wenge HG 110
Hêtre teinté wenge HG 110




Grey beech HG 350
Buche grau HG 350
Hêtre gris HG 350




Mahogany beech HG 130
Buche Mahagoni HG 130
Hêtre teinté mahagoni HG 130



Black beech HG 203
Buche schwarz HG 203
Hêtre noir HG 203



Maron beech HG 120
Buche Maron HG 120
Hêtre teinté maron HG 120



Nut beech HG 151
Buche Nuss HG 151
Hêtre teinté noyer HG 151



Whitewashed beech HG 172
Buche geweisst HG 172
Hêtre teinté blanc HG 172

Belag / revêtement / surface